



Along The Midway Quilt ePattern



This fun modern quilt pattern will allow you to stitch those curved shapes in record time. Break out the fat quarters and learn this fast facing technique to make this queen sized bed quilt. Every block will have a unique gentle curve and showcase your fabrics. (*Anna Maria Horner Fabrics by Free Spirit, pictured above/on the cover*)? Each block is made to be a large 15" square. **Finished Size:** 75" x 90" **Skill Level:** Intermediate



Design by: Jen Eskridge
Fabrics: Denyse Schmidt County Fair

L-90" x W-75"

FREE SHIPPING!!!!

This is an **ePattern**. No templates are required for this design. The same technique used to make this entire quilt was also used in making this block,



below:

In addition to the dense quilting in the block above, this 1" channel stitched idea also works great on this quilt. (Hopefully, the quilting detail isn't too blurry.)



Homefront Snuggler ePattern



This fun modern quilt pattern showcases quilter's fat quarters (fabric pre-cut to 18" x 22") and recycled military uniforms set on a light background fabric. The quilt design is excellent for featuring fabrics, in this case military uniforms. Of course, yardage requirements are given for the uniform fabric, in case you want to make the quilt with a different featured center fabric instead. The binding is also scrappy, made from the fat quarter pieces.



McCall's Quick Quilts featured this quilt (baby size) in the Feb/Mar 2011 issue. The blocks are very quick and simple to construct. The pattern offers two sizes: Baby: 45" x 45" Bed Size: 90" x 90"



Free Shipping!

Woven Comfort Quilt ePattern


The Woven Comfort pattern by Jen Eskridge makes a beautiful and intricate quilt. Although it looks very complex, it consists of identical 15" quilt blocks. If you like geometric, this quilt pattern is for you!

Finished Size: 90" x 75" (twin)


Skill Level: Intermediate

This is an **e-Pattern**.

Along The Midway Quilt Pattern



This fun modern quilt pattern will allow you to stitch those curved shapes in record time. Break out the fat quarters and learn this fast facing technique to make this queen sized bed quilt. Every block will have a unique gentle curve and showcase your fabrics. (*Anna Maria Horner Fabrics by Free Spirit, pictured above/on the cover*)? Each block is made to be a large 15" square. **Finished Size:** 75" x 90" **Skill Level:** Intermediate



Design by: Jen Eskridge
Fabrics: Denyse Schmidt County Fair

L-90" x W-75"

No templates are required for this design. The same technique used to make this entire quilt was also used in making this block, below:



In addition to the dense quilting in the block above, this 1" channel stitched idea also works great on this quilt. (Hopefully, the



quilting detail isn't too blurry.)

NOTE: This is an Paper Pattern which you will receive in the mail.

Homefront Snuggler Pattern



This fun modern quilt pattern showcases quilter's fat quarters (fabric pre-cut to 18" x 22") and recycled military uniforms set on a light background fabric. The quilt design is excellent for featuring fabrics, in this case military uniforms. Of course, yardage requirements are given for the uniform fabric, in case you want to make the quilt with a different featured center fabric instead. The binding is also scrappy, made from the fat quarter pieces.



McCall's Quick Quilts featured this quilt (baby size) in the Feb/Mar 2011 issue. The blocks are very quick and simple to construct. The pattern offers two sizes: Baby: 45" x 45" Bed Size: 90" x 90"



Free Shipping!

Woven Comfort Quilt Pattern

The Woven Comfort pattern by Jen Eskridge makes a beautiful and intricate quilt. Although it looks very complex, it consists of identical 15" quilt blocks. If you like geometric, this quilt pattern is for you!

Finished Size: 90" x 75" (twin)

Skill Level: Intermediate

NOTE: This is an Paper Pattern which you will receive in the mail.

Sleepy Stars Quilt ePattern

The “Sleepy Stars” quilt pattern by Jen Eskridge would be perfect for any baby to wake up to. It involves one large stunning block repeated 4 times.

Finished Size: 48” x 48”

Skill Level: Advanced Beginner

This title available as an **e-Pattern!**